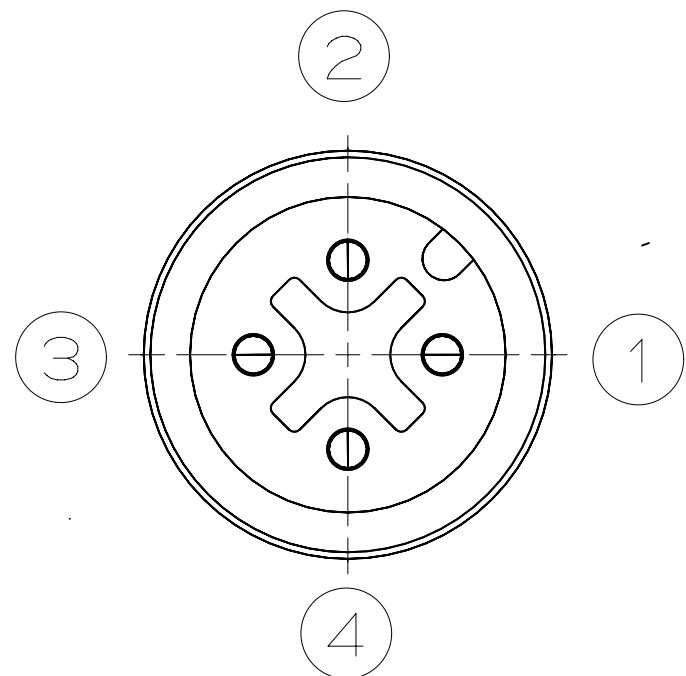
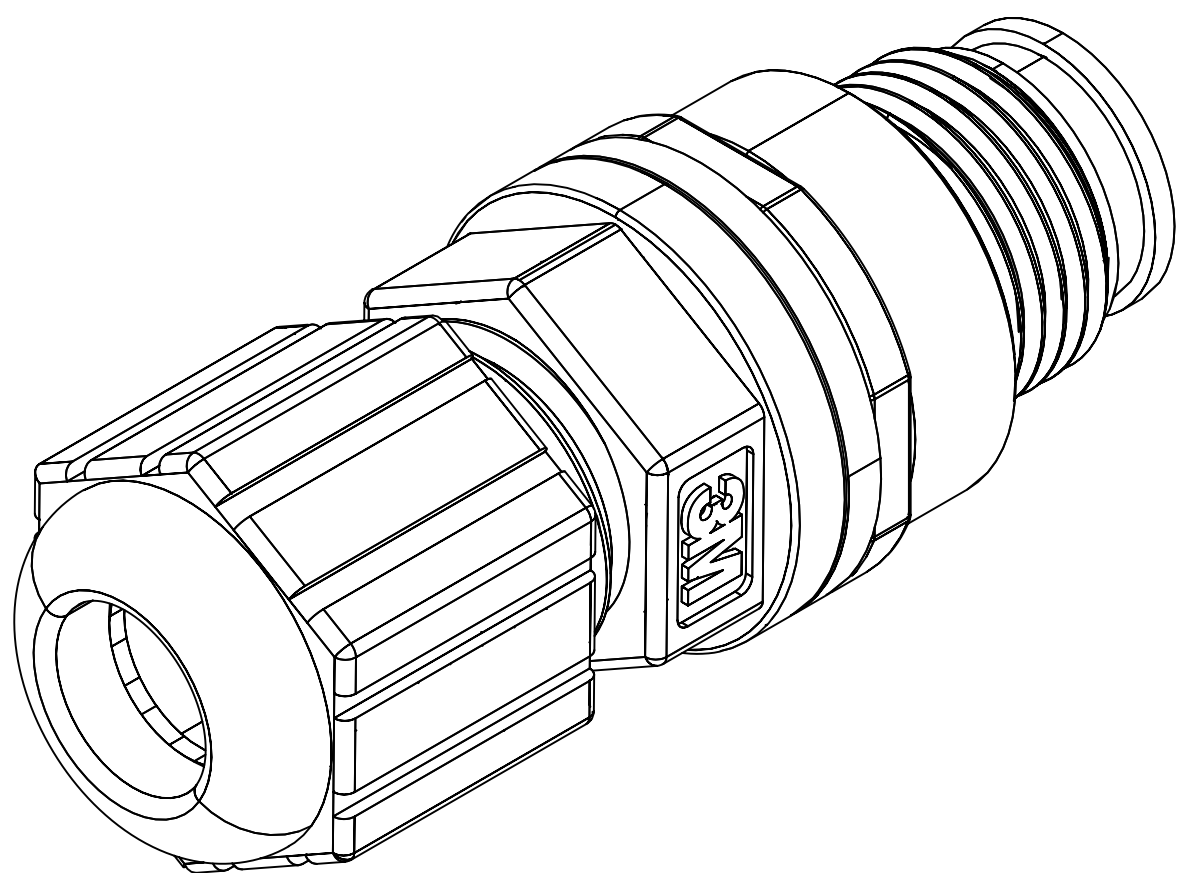
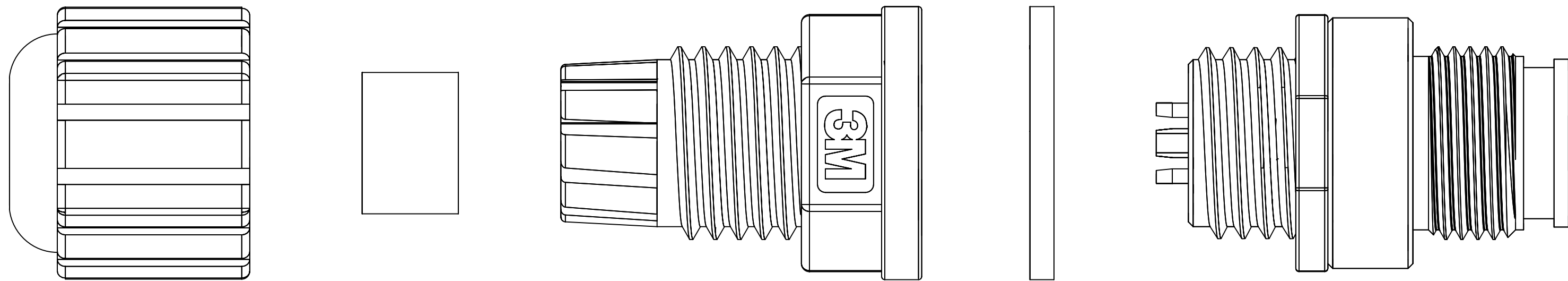
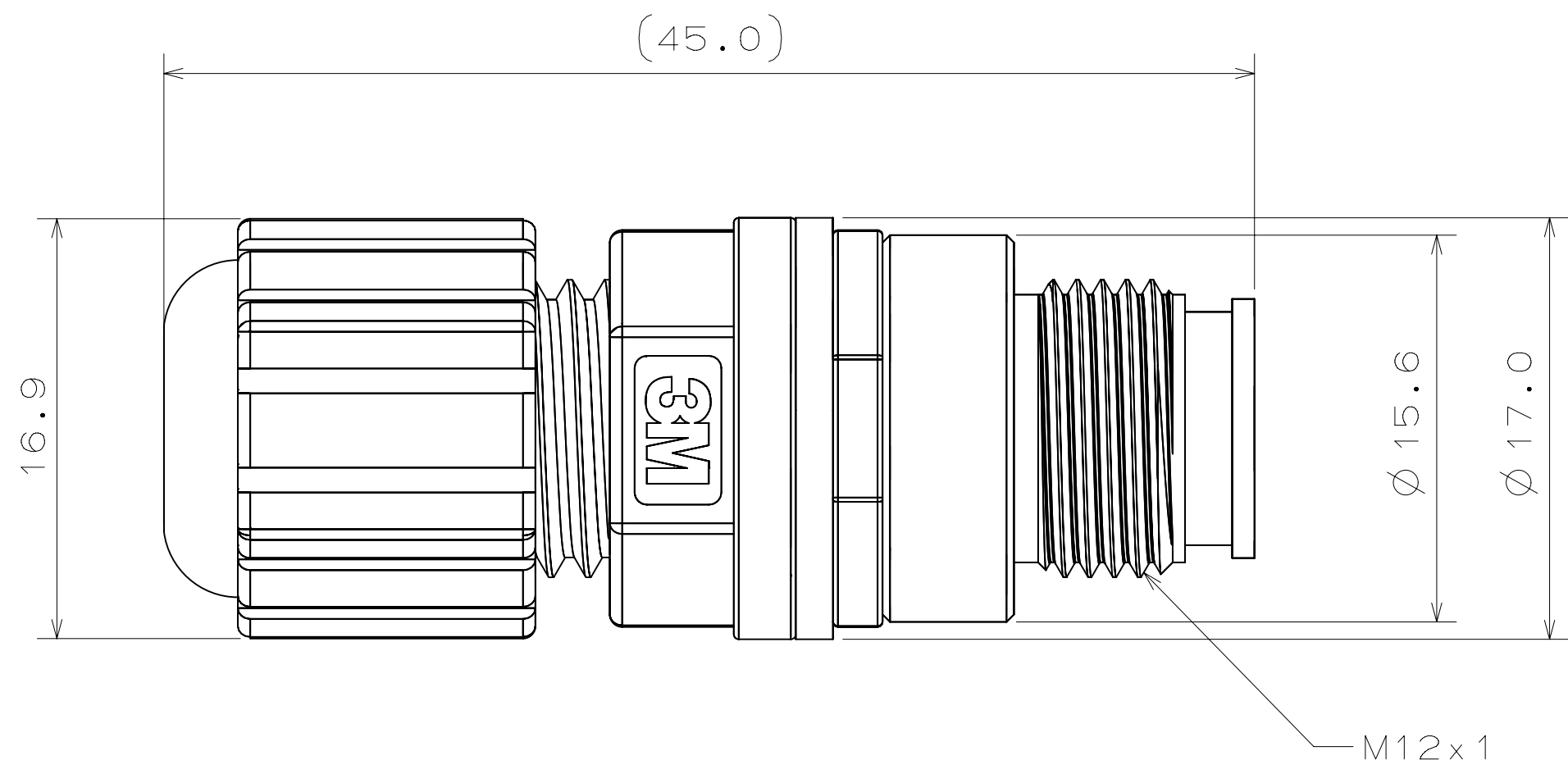


3M™ INDUSTRIAL M12 WM CONNECTOR
FOR 4POS, A-CODE, MALE, SOLDER TYPE



Pin Assignment

ORDERING INFORMATION M12 WM CONNECTOR

3N1 04-A000-S08 BF

PRODUCTION SERIES
3N1: INDUSTRIAL M12 WM
MALE CONNECTOR

PLATING SUFFIX
BF: CONTACT AREA 0.2µm GOLD

CONTACT QUANTITY
04: 4 PIN

IP CLASS
8: IP68

CODE
A: A CODE

WIRING METHOD
S: SOLDER TYPE

3M™ ELECTRONIC SOLUTIONS DIVISION
INTERCONNECT SOLUTIONS
VISIT <http://www.3mconnectors.com>

3M IS A TRADEMARK OF 3M COMPANY.
FOR TECHNICAL, SALES OR ORDERING INFORMATION
CALL YOUR LOCAL SALES REPRESENTATIVE

PERFORMANCE

1)MECHANICAL
POLARIZING METHOD:35N MIN.

CONTACT INSERTION FORCE:10N/pin MAX.
CONTACT WITHDRAWL FORCE:15N/pin MAX.

WATERPROOF:IP68(1N WATER 1mm DEPTH, 24H)

2)ELECTRICAL
CURRENT RATING:4.0A

VOLTAGE RATING:250VDC

WITHSTANDING VOLTAGE:1000VACrms

INSULATION RESISTANCE:1×10⁹ OHMS at 500VDC

CONTACT RESISTANCE:
10 MILLI OHM AT INITIAL CONDITION
DELTA R 15 MILLI OHM MAX. AFTER
EVALUATION TEST BASED ON 78-5102-0150-8

ENVIRONMENTAL
TEMPERATURE RATING:-25°C TO 85°C

NOTE
FOR LOW TEMPERATURE LIMIT:
EXCLUDING CABLE PERFORMANCE NO DEW CONDITION
FOR HIGH TEMPERATURE LIMIT:
INCLUDING TEMPERATURE RAISING BY CURRENT

NOTES

- 1 MATERIAL:
BODY:THERMOPLASTIC,UL 94VO
COVER:THERMOPLASTIC,UL 94VO
GLAND NUT:
THERMOPLASTIC, UL 94VO

CONTACT:COPPER ALLOY
- 2 PLATING
CONTACT AREA:0.2µm GOLD MIN.
- 3 MATED WITH INDUSTRIAL M12
FEMALE CONNECTOR
- 4 COMPATIBLE CABLE:

1)WIRE
AWG 20 STRANDED
AWG 24 STRANDED

2)CABLE OUTER DIAMETER
4.0 to 6.5mm
- 5 RoHS COMPLIANT.
SEE THE REGULATORY
INFORMATION APPENDIX (RIA)
IN THE "RoHS COMPLIANCE"
SECTION OF
WWW.3MCONNECTORS.COM FOR
COMPLIANCE INFORMATION
(RIA E1 & C1 APPLY).
- 6 FOR PRODUCT SPECIFICATIONS
AND WARRANTY INFORMATION
SEE 3M 78-5102-0150-8
- 7 IN THE EVENT OF CONFLICT
BETWEEN THIS DATA AND
THAT CONTAINED IN THE
PRODUCT SPECIFICATION,
THE PRODUCT SPECIFICATION
TAKES PRECEDENT.

DESIGN REFERENCE		NEXT ASSEMBLY		REV	ECO	ISSUE DATE AND DESCRIPTION		DRFT	CHKD
DISTRIBUTION		DIVISION		DRP	T.OHTA	DATE	SEP 06,2012	MFG	DATE
CODES		Interconnect Solutions		CHKD		DATE	SEP 06,2012	APPR	DATE
		ISD				DATE	SEP 06,2012	H.KOSUGI	SEP 06,2012
DO NOT SCALE DRAWING		SCALE		TOLERANCES EXCEPT AS NOTED		3M 3M Center St. Paul, MN 55144			
THIRD ANGLE PROJECTION		INCHES		MILLIMETERS		© 3M COPYRIGHT 2012			
INTERPRET PER ASME Y14.5 - 1994		.00 ±		0 ±		This document and the information it contains are 3M property and may not be reproduced or further distributed without 3M permission, or used or disclosed other than for 3M authorized purposes. All rights reserved.			
MAX SURFACE ROUGHNESS		.000 ±		.00 ±		INDUSTRIAL M12 WIRE MOUNT, FOR A-CODE, MALE, SOLDER TYPE			
MARKED ONLY		.000 ±		.00 ±		CAGE NUMBER			
		.000 ±		.00 ±		SIZE			
						DRAWING NO.			
						78-5100-2559-2			
						MODEL			
						REV.			
						A			
						SHT 1 OF 1			

Mouser Electronics

Authorized Distributor

Click to View Pricing, Inventory, Delivery & Lifecycle Information:

3M:

[3N104-A000-S08BF](#)